

**ALUMNI FEEDBACK, 2019-2020**  
**BIRJHORA MAHAVIDYALAYA**  
**BONGAIGAON**



# **THE FEEDBACK COMMITTEE**

**Dr.Neelanjana Baruah (Convenor)**

**Dr.Amal Kumar Deka (Member)**

**Dr.Arundhati Mech (Member)**

# CONTENTS

1. **ACKNOWLEDGEMENT**
2. **INTRODUCTION**
3. **RESULTS**
4. **DISCUSSION**
5. **WORK TO BE DONE**

# ACKNOWLEDGEMENT

The feedback committee is obliged to honourable Principal Dr. Khanindra Kumar Sarma for his valuable suggestions and guidance throughout the process.

The committee is thankful to Mr.Sanjib Baglari, Coordinator, IQAC, for his kind help in this process.

The committee is also thankful to all alumni of for their quick and nice response.

# INTRODUCTION

Alumni have always been stakeholders of an institution as their success reflects the quality of that institution. They are directly related to the institution. They have right to say about their institute. Alumni's comment can improve the quality of an institution.

Birjhora Mahavidyalaya is at all times concerned about the alumni. All the faculty members are in contact with their alumni. Very often alumni visit this college and offered their gratitude towards teachers and authority.

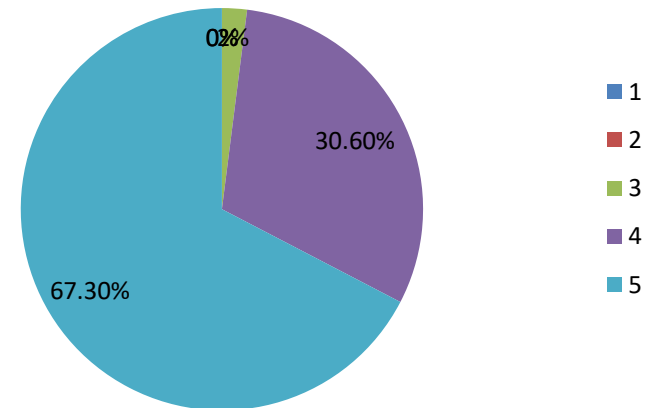
# RESULTS

Questionnaire consisting of ten questions with five options were given to the alumni of the college. The percentage of each category were calculated out and graphically represented.

## Q.1. Transparency in Admission Procedure

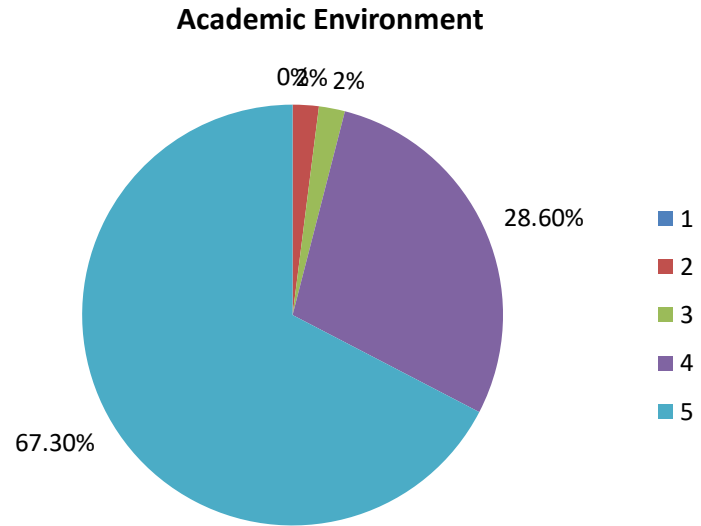
1. Unsatisfactory .....	0
2. Satisfactory .....	0
3. Fair .....	2%
4. Good .....	30.6%
5. Very good .....	67.3%

Transparency in Admission Procedure



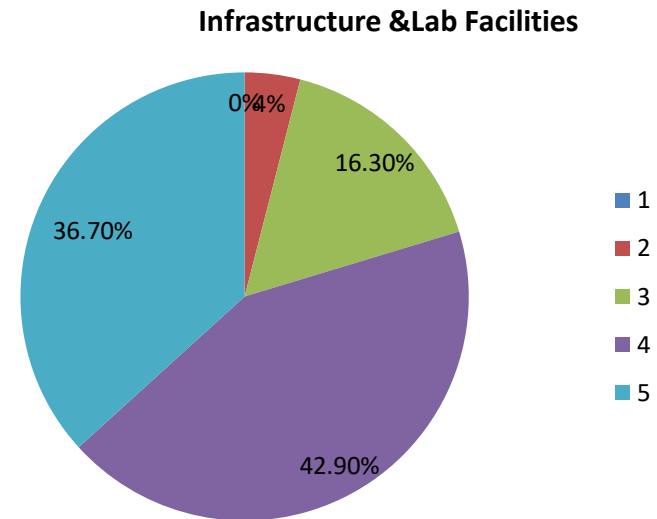
## Q.2. Academic Environment

1. Unsatisfactory .....	0
2. Satisfactory .....	2%
3. Fair .....	2%
4. Good .....	28.6%
5. Very good .....	67.3%



### Q.3. Infrastructure & Lab Facilities provided.

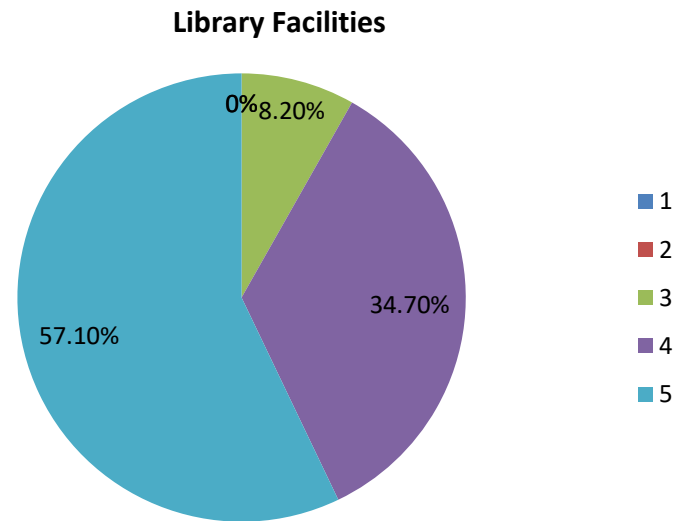
- 1. Unsatisfactory ..... 0
- 2. Satisfactory ..... 4%
- 3. Fair ..... 16.3%
- 4. Good ..... 42.9%
- 5. Very good ..... 36.7%





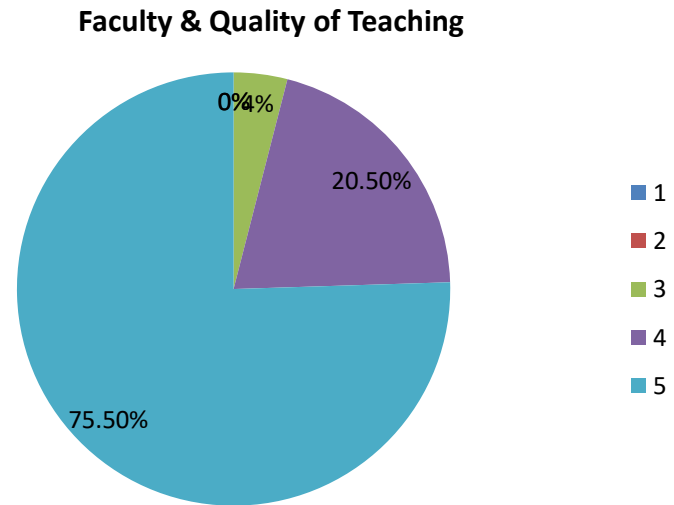
## Q.4. Library Facilities.

- 1. Unsatisfactory ..... 0
- 2. Satisfactory ..... 0
- 3. Fair ..... 8.2%
- 4. Good ..... 34.7%
- 5. Very good ..... 57.1%



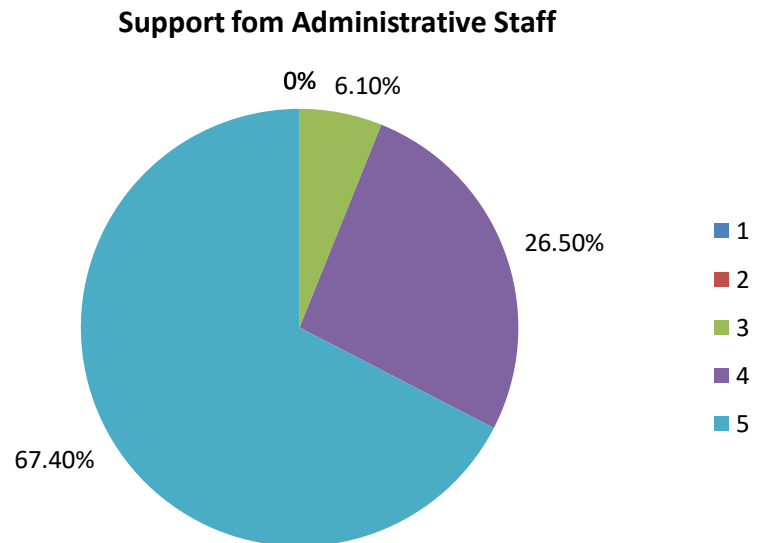
## Q.5. Faculty & Quality of Teaching.

1. Unsatisfactory .....	0
2. Satisfactory .....	0
3. Fair .....	4%
4. Good .....	20.4%
5. Very good .....	75.5%



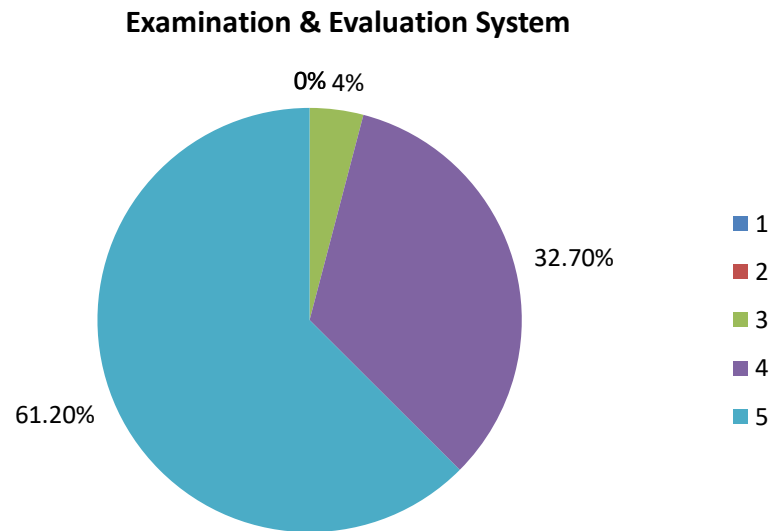
## Q.6. Support from Administrative staff.

1. Unsatisfactory .....	0
2. Satisfactory .....	0
3. Fair .....	6.1%
4. Good .....	26.5%
5. Very good .....	67.3%



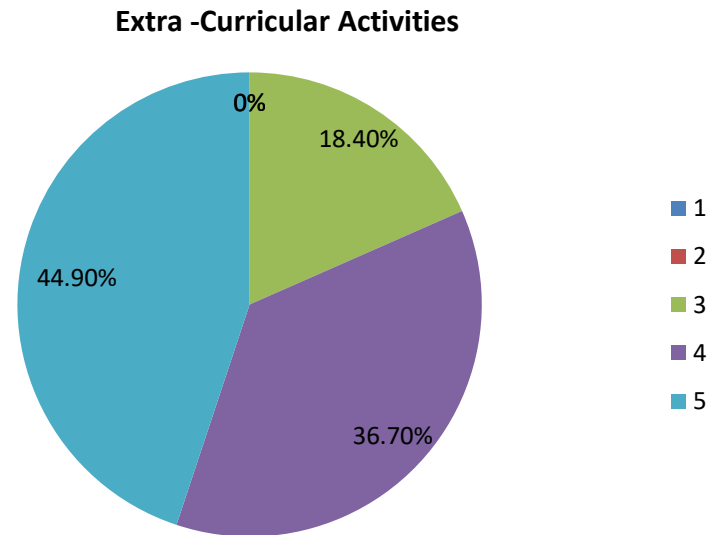
## Q.7. Examination & Evaluation system.

1. Unsatisfactory .....	0
2. Satisfactory .....	0
3. Fair .....	4%
4. Good .....	32.7%
5. Very good .....	61.2%



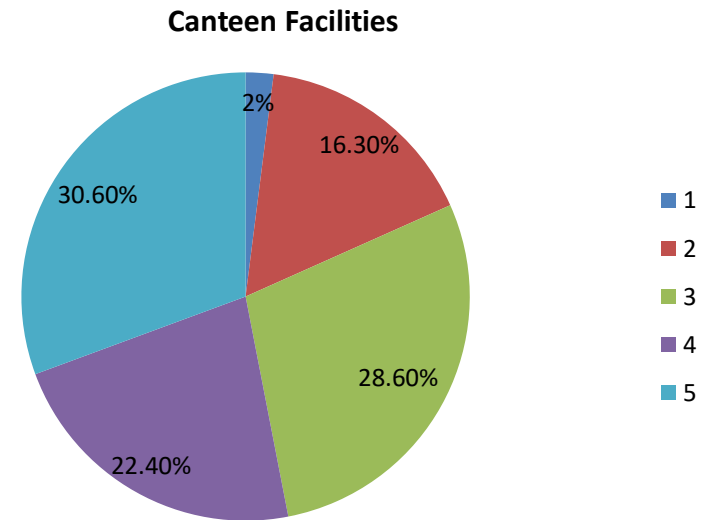
## Q.8. Extra –Curricular Activities.

1. Unsatisfactory .....	0
2. Satisfactory .....	0
3. Fair .....	18.4%
4. Good .....	36.7%
5. Very good .....	44.9%



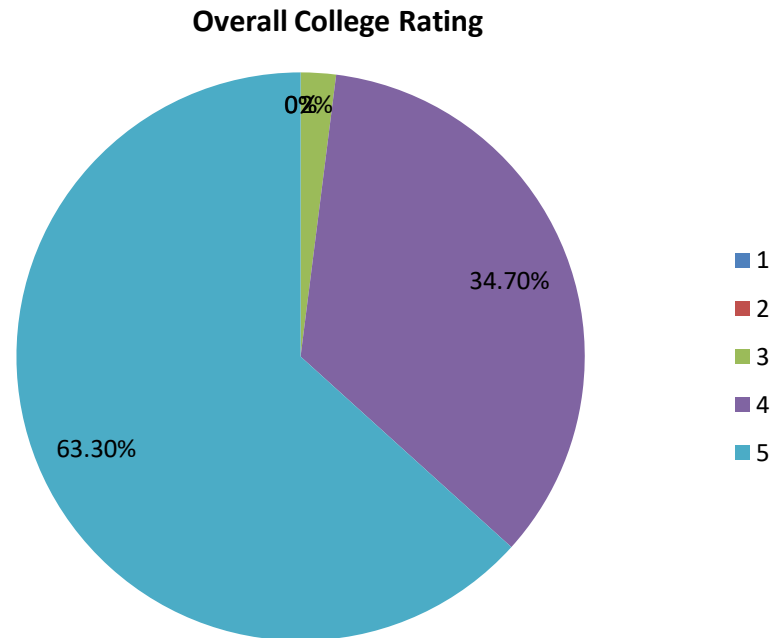
## Q.9. Canteen Facilities.

- 1. Unsatisfactory ..... 2%
- 2. Satisfactory ..... 16.3%
- 3. Fair ..... 28.6%
- 4. Good ..... 22.4%
- 5. Very good ..... 30.6%



## Q.10.Overall College Rating.

- 1. Unsatisfactory ..... 0
- 2. Satisfactory ..... 0
- 3. Fair ..... 2%
- 4. Good ..... 34.7%
- 5. Very good ..... 63.3%



## **ACTION TO BE TAKEN**

1. Lab facility should be improved.
2. Some alumni suggested to open Post graduate course in Physics, Mathematics, Zoology.
3. Canteen should be improved.
4. Job oriented course is required.